


Profile: 'Who are we?'

Law Society Northern Territory

Active Solicitors Profile – Gender

Total # 533

FEMALE > 267



Active Barristers Profile – Gender

Total # 46

FEMALE > 10

Solicitor type (sector)

PRIVATE PRACTICE > 226


CORPORATE > 17

GOVERNMENT > 134

OTHER > 156

TOTAL > 533

MALE > 266



MALE > 36

Profile: 'Who are we?'

Law Society Northern Territory

Employment Location – solicitor type & gender

		DRW/PALM	ALICE SPRINGS	OTHER NT	INTERSTATE	OVERSEAS	TOTAL
		City	Regional	Rural			
Male	Private	118	10	5	2	2	137
	Corporate	7	1	-	-	1	9
	Government	54	9	1	-	-	64
	Other	34	11	9	2	-	56
	Total	213	31	15	4	3	266
Female	Private	83	7	-	-	-	90
	Corporate	6	1	-	-	-	7
	Government	67	3	-	-	-	70
	Other	59	31	10	-	-	100
	Total	215	42	10	-	-	267
Total	Private	201	17	5	2	2	227
	Corporate	13	2	-	-	1	16
	Government	121	12	1	-	-	134
	Other	93	42	19	2	-	156
	Total	428	73	25	4	3	533




Firm Size – Private Practice Only


NUMBER OF PARTNERS	# FIRMS	#SOLICITORS – PARTNERS	#SOLICITORS – EMPLOYEES	#SOLICITORS – TOTAL
40 or more	-	-	-	-
21 to 39	-	-	-	-
11 to 20	-	-	-	-
5 to 10	-	-	-	-
2 to 4	12	34	71	105
Sole Practitioner	57	55	23	78
Unknown	-	-	-	-
Total	69	89	94	183

Gender of Aboriginal and Torres Strait Islander Lawyers

Total # 10



FEMALE > 5



MALE > 5